

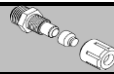






Pulse Dampeners for 030 Pumps

| Required Configurations | | | | Additional Options (Not Required) | | | Rev |
|-------------------------|-------------|----------|-----------|-----------------------------------|---|----|-----|
| DBA030 | I030 | F | 12 | LF0 | T | 16 | |
| | ① | ② | ③ | ④ | ⑤ | ⑥ | ⑦ |

Bold = standard option

Please select one option from each of the required fields (1). To configure your dampener with different inlet and outlet fittings, leak detection, or request a specific revision level, please select options from the appropriate additional options (2-7). **DBA and DBH top mount dampeners are only compatible with A, H & R pumps and Legacy AP and X pumps. Please refer to spec sheet to confirm max temperature/pressure rating.**

① ② ③ Size and Liquid Fitting Configuration

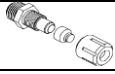


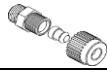


| Dampener | ① Style | ② Fitting Style (Inline only) | ③ Fitting Size (Inline only) |
|----------|---|---|--|
| DBA030 | I030 Inline with 030 base | F = Flaretek® compatible  | 04 = 1/4" |
| DBH030 | T030 Top mount with 030 pump adapter | T = Tube Out  | 06 = 3/8" |
| DBU030 |  | W = Weldable  | 08 = 1/2" |
| DBA060 | | P = Pillar S-300®  *Not available in 1/4" or 3/8" | 12 = 3/4" |
| DBH060 | | N = Female NPT  | If the liquid inlet and outlet fitting styles are different, please define the liquid inlet fitting from section (2-3) and use the liquid outlet section below (5-6) to differentiate (inline only). |
| DBU060 | | S = Synchro-Flare®  *Not available in 1/4" | |

Optional Configurations

④ Leak Detection

| | |
|-----|---|
| LF0 | = 15' fiber optic cable, no amplifier |
| LF1 | = 15' fiber optic cable, with D10 amplifier |
| LF2 | = 25' fiber optic cable, no amplifier |
| LF3 | = 25' fiber optic cable, with D10 amplifier |
| LC0 | = 15' conductivity cable |

⑤ ⑥ Liquid Outlet Fitting Configuration (if different from inlet, inline only)

| ⑤ Fitting Style (Inline Only) | | ⑥ Fitting Size | |
|-------------------------------|---|--|--------|
| F | = Flaretek® compatible  | 04 | = 1/4" |
| T | = Tube Out  | 06 | = 3/8" |
| W | = Weldable  | 08 | = 1/2" |
| P | = Pillar S-300®  *Not available in 1/4" or 3/8" | 12 | = 3/4" |
| N | = Female NPT  | If the liquid inlet and outlet fitting styles are different, please define the liquid outlet fitting from section 5-6 and use the liquid fitting section above (2-3) to differentiate (inline only). | |
| S | = Synchro-Flare®  *Not available in 1/4" | | |

⑦ Revision Level: Contact factory for copy exact code activation information.