
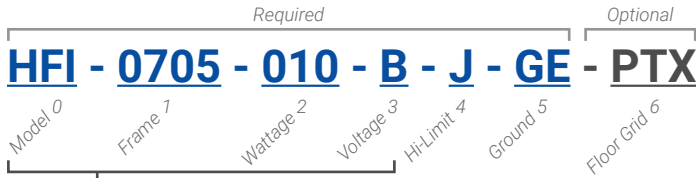


Configuration

Options in the example are **highlighted** below.



Custom sizes, wattages, and voltages available.

Standard Base Models Available	1. Frame *L x W (in)	2. Wattage *Max. (kW)	3. Voltage *Max. (VAC)	Specific kW at VAC											
				120	200	208	220	230	240	380	400	480			
HFI-0705-010-B	7 x 5	0705	1.0 010 120 1φ B	1.0	-	-	-	-	-	-	-	-	-	-	-
HFI-0705-023-E	7 x 5	0705	2.3 023 230 1φ E	-	1.7	1.9	2.1	2.3	-	-	-	-	-	-	-
HFI-0707-020-B	7 x 7	0707	2.0 020 120 1φ B	2.0											
HFI-0707-030-F			3.0 030 240 1φ F		2.1	2.3	2.5	2.8	3.0						
HFI-0905-020-B	9 x 5	0905	2.0 020 120 1φ B	2.0											
HFI-0905-030-F			3.0 030 240 1φ F		2.1	2.3	2.5	2.8	3.0						
HFI-0905-030-XX			3.0 030 400 1φ XX								2.7	3.0			
HFI-0907-040-D	9 x 7	0907	4.0 040 220 1φ D		3.3	3.6	4.0								
HFI-0909-050-F	9 x 9	0909	5.0 050 240 1φ F		3.5	3.7	4.2	4.6	5.0						
HFI-0909-055-L			5.5 055 480 1φ L								3.4	3.8	5.5		
HFI-1105-040-D	11 x 5	1105	4.0 040 220 1φ D		3.3	3.6	4.0								
HFI-1107-050-F	11 x 7	1107	5.5 055 240 1φ F		3.5	3.7	4.2	4.6	5.0						
HFI-1107-055-L			5.0 050 480 1φ L								3.4	3.8	5.5		
HFI-1109-070-F	11 x 9	1109	7.0 070 240 1φ F		4.8	5.2	5.9	6.4	7.0						
HFI-1111-088-L	11 x 11	1111	8.8 088 480 1φ L							5.5	6.1	8.8			
HFI-1305-050-F	13 x 5	1305	5.0 050 240 1φ F		3.5	3.7	4.2	4.6	5.0						
HFI-1305-045-L			4.5 045 480 1φ L								2.8	3.1	4.5		
HFI-1307-070-F	13 x 7	1307	7.0 070 240 1φ F		4.8	5.2	5.9	6.4	7.0						
HFI-1309-070-F	13 x 9	1309	7.0 070 240 1φ F		4.9	5.3	5.9	6.4	7.0						
HFI-1309-068-L			6.8 068 480 1φ L								4.3	4.7	6.8		
HFI-1311-104-E*	13 x 11	1311	10.4 104 230 1φ E		7.9	8.5	9.6	10.4							
HFI-1311-110-L*			11.0 110 480 1φ L								6.9	7.6	11.0		
HFI-1505-050-F	15 x 5	1505	5.0 050 240 1φ F		3.5	3.7	4.2	4.6	5.0						
HFI-1505-055-L			5.5 055 480 1φ L								3.4	3.8	5.5		
HFI-1507-070-XX	15 x 7	1507	7.0 070 400 1φ XX							6.3	7.0				
HFI-1509-100-F*	15 x 9	1509	10.0 010 240 1φ F		6.9	7.5	8.4	9.2	10.0						
HFI-1509-090-L*			9.0 090 480 1φ L								5.6	6.3	9.0		
HFI-1905-070-XX	19 x 5	1905	7.0 070 400 1φ XX							6.3	7.0				
HFI-1907-088-L	19 x 7	1907	8.8 088 480 1φ L							5.5	6.1	8.8			
HFI-1311-090-Q	13 x 11	1311	240 3φ Q		6.2	6.8	7.6	8.3	9.0						
HFI-1311-090-W			400 3φ W								8.1	9.0			
HFI-1511-120-O	15 x 11	1511	220 3φ O		9.9	10.7	12.0								
HFI-1511-113-W			400 3φ W								10.2	11.3			
HFI-1514-150-Q	15 x 14	1514	240 3φ Q		10.4	11.2	12.6	13.7	15.0						
HFI-1514-165-V			480 3φ V								10.3	11.4	16.5		
HFI-1909-090-Q	19 x 9	1909	240 3φ Q		6.2	6.8	7.6	8.3	9.0						
HFI-1909-090-W			400 3φ W								8.1	9.0			
HFI-1911-150-Q	19 x 11	1911	240 3φ Q		10.4	11.2	12.6	13.7	15.0						
HFI-1911-135-V			480 3φ V								8.5	9.4	13.5		
HFI-1914-208-Q	19 x 14	1914	240 3φ Q		14.5	15.6	17.5	19.2	20.8						
HFI-1914-205-V			480 3φ V								12.8	14.2	20.5		

4. Hi-Limit Sensor

Type J T/C	J
------------	----------

5. Ground Wire

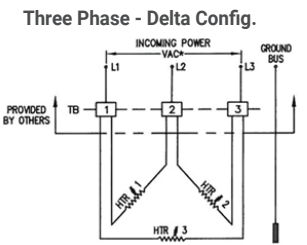
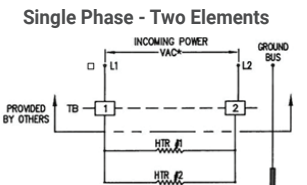
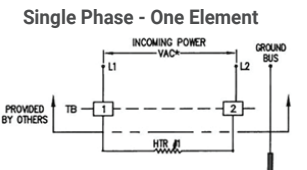
Encapsulated	GE
--------------	-----------

6. Perforated Grid

No Grids	Blank
Top Grid Only	PTX
Top & Bottom Grid	PTB

Accessories

Description	Part Number
Process T/C, Type J	HAT04-XX-0002
Process T/C, Type K	HAT04-XX-0026
Thermal Cut-Off	Varies on rating



* Two heaters per frame.