

Configuration

Required Options (Default Model)

Additional Options (Blank if not needed)

PXA060 - F12 - LF0 - SX1 - TF12 -

Pump Model	Check Balls	Inlet Fitting	Leak Detect	Stroke Detect	Outlet Fitting	Revision
------------	-------------	---------------	-------------	---------------	----------------	----------



Instructions

Select all Required Options. Only add Additional Options if desired. Only add Outlet Fitting if different than Inlet Fitting. Contact support for revision or copy exact information.

Required Options

Default options are highlighted

Model

Standard Model	PXA060
Dry-Run Capable	PXASD060

2. Check Ball Material

PTFE Check balls	Blank
PFA Check balls	F

Inlet Fitting

Front straight only

 Flaretek Compatible	1/2 in.	F08
	3/4 in.	F12
	1 in.	F16
	1-1/4 in.	F20
 Tube Out	1/2 in.	T08
	3/4 in.	T12
	1 in.	T16
	1-1/4 in.	T20
 Weldable	3/4 in.	W12
	1 in.	W16
 Pillar S-300	3/8 in.	P06
	1/2 in.	P08
	3/4 in.	P12
	1 in.	P16
	1-1/4 in.	P20
 FNPT	1/2 in.	N08
	3/4 in.	N12
	1 in.	N16
 Synchro-Flare	1/2 in.	S08
	3/4 in.	S12
	1 in.	S16
 PrimeLock	1/2 in.	L08
	3/4 in.	L12
	1 in.	L16
	1-1/4 in.	L20

Additional Options

Leak Detection

No leak detection	blank
15 ft fiber optic cable with no amplifier	LF0
15 ft fiber optic cable with D10 amplifier	LF1
25 ft fiber optic cable with no amplifier	LF2
25 ft fiber optic cable with D10 amplifier	LF3
15 ft conductivity cable	LC0
25 ft conductivity cable	LC1

Stroke Detection

No stroke detection	blank
15 ft PNP normally open proximity switch	SX1

* Proximity switch ordered separately. Proximity switch is required for operation. Standard configuration does NOT include proximity switch.

For applications requiring the NPN signal, White Knight recommends the use of a signal converter similar to Balluf part number BAE002H.










Timer mode operation requires end-of-stroke detection. Use of timer mode without stroke detection voids the warranty.

This pump includes Quick Exhaust Valves (QEVs). QEVs must be used with this pump. Running it without QEVs voids its warranty. Customers may use their own QEVs with the optional NPT adapter.

Outlet Fitting

 Straight only.
 Select Top or Front.

		Front	Top
Same as Inlet Fitting		blank	n/a
 Flaretek Compatible	1/2 in.	FF08	TF08
	3/4 in.	FF12	TF12
	1 in.	FF16	TF16
	1-1/4 in.	FF20	TF20
 Tube Out	1/2 in.	FT08	TT08
	3/4 in.	FT12	TT12
	1 in.	FT16	TT16
	1-1/4 in.	FT20	TT20
 Weldable	3/4 in.	FW12	TW12
	1 in.	FW16	TW16
 Pillar S-300	3/8 in.	FP06	TP06
	1/2 in.	FP08	TP08
	3/4 in.	FP12	TP12
	1 in.	FP16	TP16
	1-1/4 in.	FP20	TP20
 FNPT	1/2 in.	FN08	TN08
	3/4 in.	FN12	TN12
	1 in.	FN16	TN16
 Synchro-Flare	1/2 in.	FS08	TS08
	3/4 in.	FS12	TS12
	1 in.	FS16	TS16
 PrimeLock	1/2 in.	FL08	TL08
	3/4 in.	FL12	TL12
	1 in.	FL16	TL16
	1-1/4 in.	FL20	TL20

Leave blank if Front and same as Inlet Fitting. Select option if Top or different than Inlet Fitting.

Revision

No revision	blank
-------------	-------

Contact White Knight support for revision level or copy exact code activation details. Configured part numbers are not Copy Exact Part Numbers.
 Email: support@wkfluidhandling.com
 Phone: 435.783.6040