

## Remove Bubbles from High-Temperature Chemical Delivery and Wafer Processes

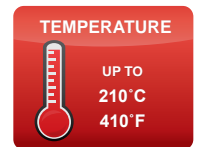

CBU Series debubblers reduce air bubbles in high-temperature, ultrapure chemical delivery and wafer process systems. They redirect flow to the surface so that bubbles rise out of the fluid. Their tongue-and-groove seals and dual-static crush seals ensure safe, reliable operation.

### Features & Benefits

- Process-safe, chemically-resistant PTFE, PFA flow paths
- 7 Bar (100 psi) pressures for high flow rates and faster processes
- Synchro-Thread™ allows for fluids up to 210°C (410°F)
- Leak-free Tongue-and-Groove seals
- Reliable, adjustable dual-static crush O-ring seals
- Easy setup and maintenance without welding

### Operation

CBU Series debubblers redirect flow upward and slows the fluid so that air bubbles rise within the chamber. As air collects at the top, air pressure builds, and the liquid level drops. As air vents, the liquid level rises.



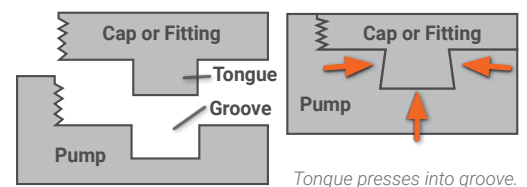
### Synchro-Thread™

White Knight Synchro-Thread™ allows for fluids up to 210°C (410°F). This connection maintains seal integrity and ensures synchronized expansion and contraction of all mated parts to prevent separation caused by diametrical thrust, or dissimilar thermal expansion.

### Dual-Static Crush Seals

Two O-rings in an angled load system ensure reliable seals to prevent leaks. Sealing pressure can be adjusted beyond initial compression loads. They maintain pressure and prevent leaks, which improves reliability, and eliminates costly downtime and expensive cleanup.

### Tongue-&-Groove Seals

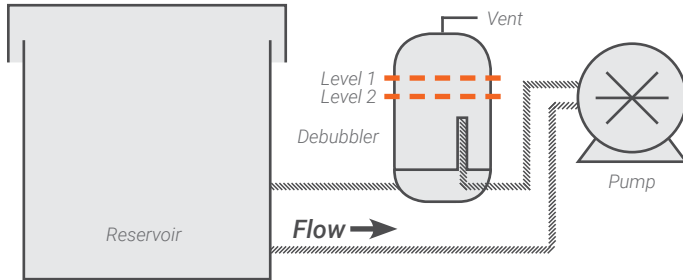


Tongue-and-Groove seals are the most reliable and reusable seals available for ultrapure fluids. Tongues expand diametrically in grooves for an interference fit to ensure reliable, effect sealing.

## Debubbler Applications

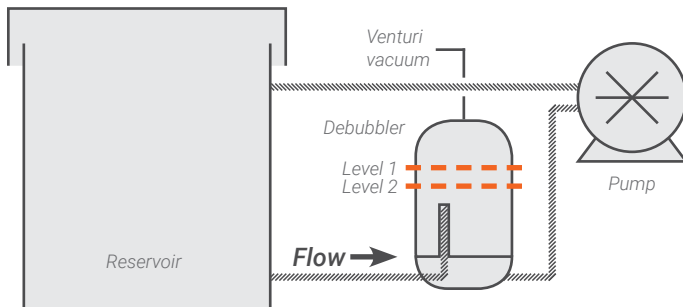
### Removing Bubbles After the Pump

Chemical enters the debubbler through the stand tube. Level sensors 1 and 2 control the collected air volume in the debubbler. Collected air exits through the vent line.



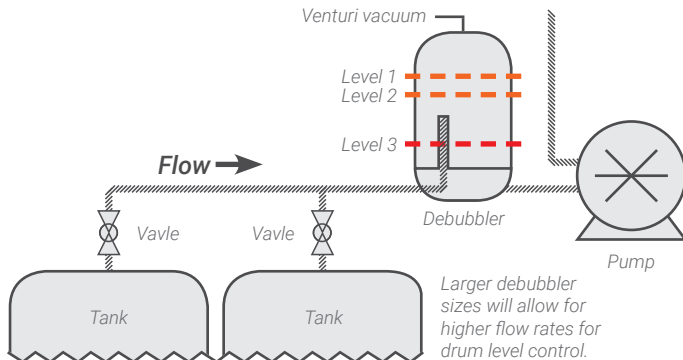
### Removing Bubbles Before the Pump

Chemical is pulled into the debubbler through the stand tube. Level sensors 1 and 2 control air collection level to purge the collected air, a vacuum is required to remove collected air. This can be achieved using a venturi-type vacuum.



### Automated Drum Change with Empty Drum Signal

Level sensors 1 and 2 act to keep bubbles from the drums from continuing through to the pump. Level 3 indicates an empty drum. This can be used as an automatic drum switch or drum empty signal.



## CBU Dimensions

inches [mm]

